

DO NOT SCALE FROM DRAWING. IF IN DOUBT: ASK

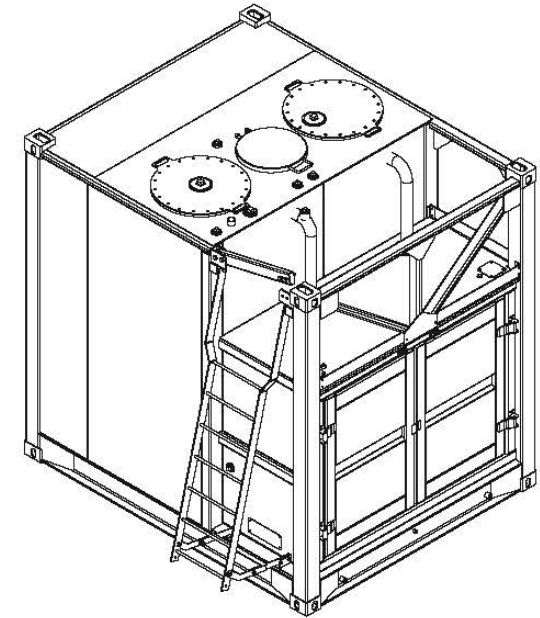
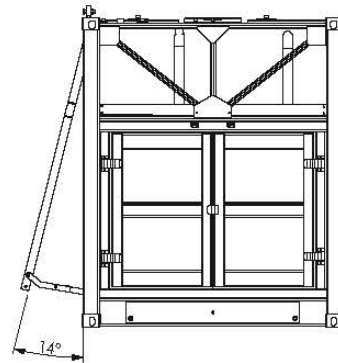
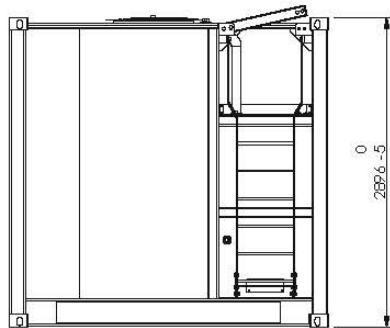
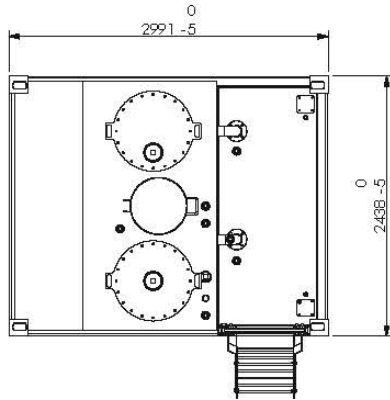
UNLESS OTHERWISE SPECIFIED, ALL DIMENSIONS ARE IN MILLIMETRES

BEWARE OF 100mm MEASURING ERROR

NOTES:

1. Vent outlet shall be located minimum 4.0 above ground level
2. Earthing lugs to be attached at either end of tank (not shown on the drawing).
3. All welding to AS1554.1 SP Quality. All unspecified welds shall be 6mm fillet weld unless notified otherwise.
4. Manhole covers must be inverted and spillbox cover removed before shipping.
5. For order of welding and assembly, please refer Logitank 'fabrication&assembly plan'

TANK DATA	
TANK CONTENTS:	DIESEL
DESIGNED TO:	AS1940
BUILT TO:	AS1692, CAT.3
CORROSION ALLOW.	0mm
GROSS VOLUME:	11,700L
HYD. TEST PRESSURE:	Gross level+ 150mm
SAFE FILL LEVEL	11,115L
N. D. T.	Refer Logitank 'fabrication&assembly plan'
TOTAL MASS:	4,828kg



THIRD ANGLE PROJECTION		DWG NO. / PART NO. LSB-12-00		JOB NO. T-12KL													
COPYRIGHT © 2006 THE CONTENTS OF THIS DRAWING REMAINS THE PROPERTY OF LOGITANK. CONTENTS MAY NOT BE COPIED OR REPRODUCED UNLESS PREVIOUSLY AUTHORIZED				CLIENT:													
<table border="1"> <thead> <tr> <th></th> <th>NAME</th> <th>DATE</th> </tr> </thead> <tbody> <tr> <td>DRAWN</td> <td></td> <td>4/12/2010</td> </tr> <tr> <td>CHK'D</td> <td></td> <td></td> </tr> <tr> <td>APP'VD</td> <td></td> <td></td> </tr> </tbody> </table>			NAME	DATE	DRAWN		4/12/2010	CHK'D			APP'VD			TOLERANCE UNITS: 0 = +1.0 0.0 = +0.4 0.00 = +0.1		TITLE: Self Bundled Tanks Model#LSB-12(10foot) Main Assembly	
	NAME	DATE															
DRAWN		4/12/2010															
CHK'D																	
APP'VD																	
		MATERIAL: WEIGHT: 4846.72 Kg		SCALE: N.T.S. SHEET 1 OF 11													
				SHEET SIZE A3 REVISION 03													

DO NOT SCALE FROM DRAWING. IF IN DOUBT: ASK

UNLESS OTHERWISE SPECIFIED, ALL DIMENSIONS ARE IN MILLIMETRES

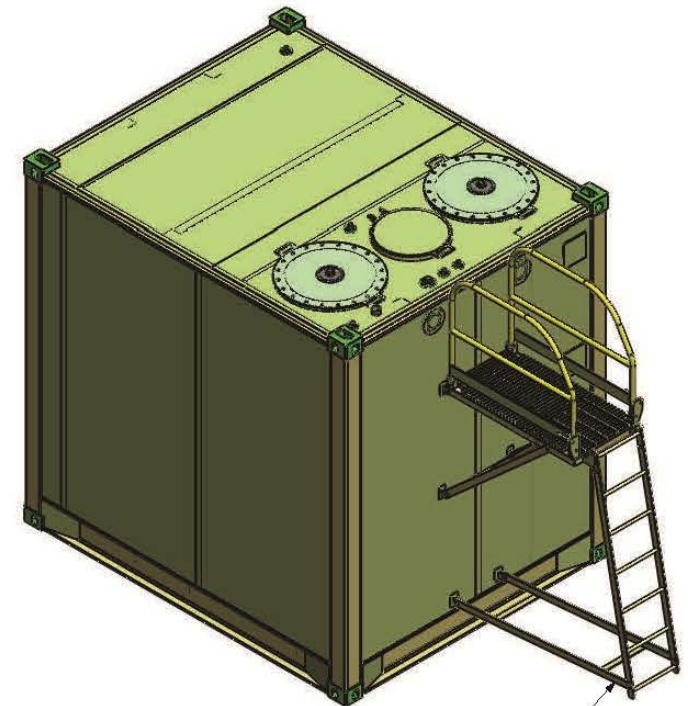
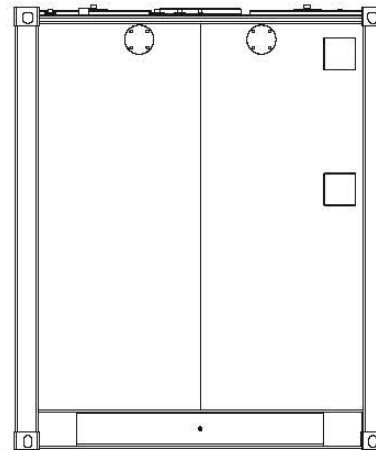
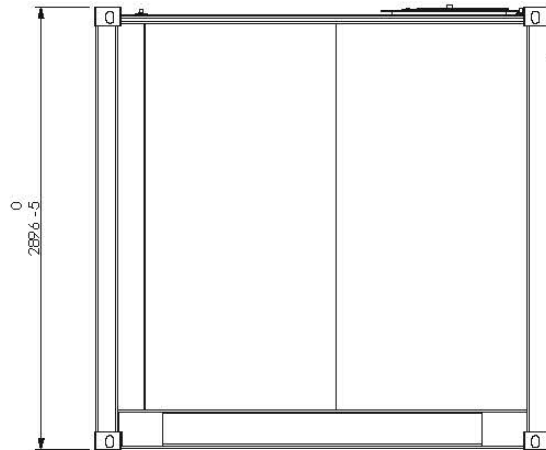
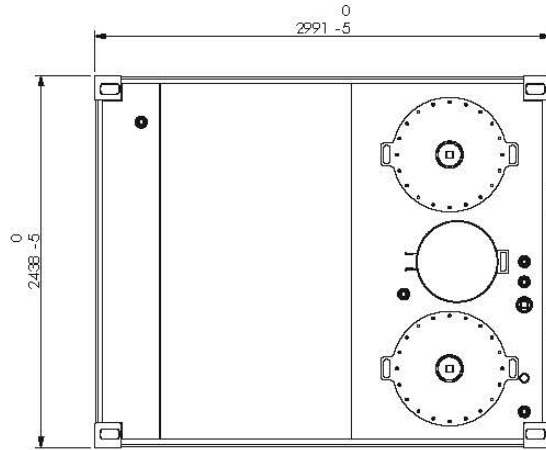
BEWARE OF 100mm MEASURING ERROR

NOTES:

1. Vent outlet shall be located minimum 4.0 above ground level
2. Earthing lugs to be attached at either end of tank (not shown on the drawing).
3. All welding to AS1554.1 SP Quality. All unspecified welds shall be 6mm fillet weld unless notified otherwise.
4. Manhole gasket and float valve must be installed before shipping.
5. For order of welding and assembly, please refer Logitank 'fabrication & assembly plan'

TANK DATA

TANK CONTENTS:	DIESEL
DESIGNED TO:	AS1940
BUILT TO:	AS1692, CAT.3
CORROSION ALLOW.	0mm
GROSS VOLUME:	20,000L
HYD. TEST PRESSURE:	Gross level+ 150mm
SAFE FILL LEVEL 95%	17,250L
N.D.T.	Refer Logitank 'fabrication & assembly plan'
TOTAL MASS:	4,750kg



Optional: Folding Ladder

THIRD ANGLE PROJECTION

COPYRIGHT © 2006
THE CONTENTS OF THIS DRAWING
REMAINS THE PROPERTY OF
LOGITANK.
CONTENTS MAY NOT BE
COPIED OR REPRODUCED UNLESS
PREVIOUSLY AUTHORIZED



	NAME	DATE
DRAWN		2010/12/4
CHK'D		
APP'VD		

TOLERANCE UN. O.
0 = +1.0
0.0 = +0.4
0.00 = +0.1

DWG NO. / PART NO.

LSB-20-00

JOB NO.

T-20KL

CLIENT:

TITLE:
**Self Bundded Tanks Model#LSB-20(10foot)
Main Assembly**

SHEET SIZE

A3

REVISION

01

SCALE: N.T.S.

SHEET 1 OF 9

DO NOT SCALE FROM DRAWING. IF IN DOUBT: ASK

UNLESS OTHERWISE SPECIFIED, ALL DIMENSIONS ARE IN MILLIMETRES

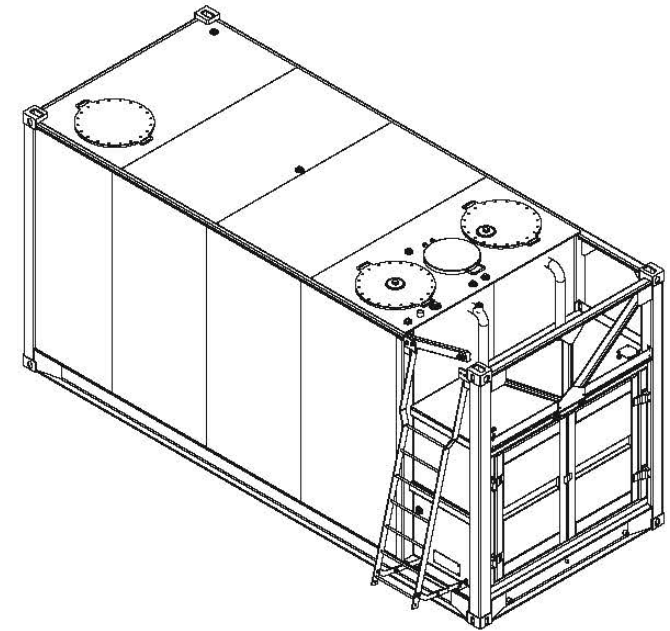
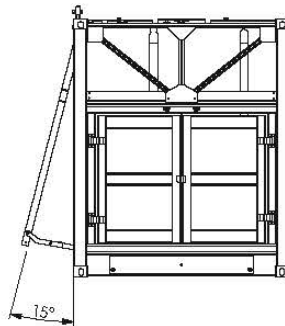
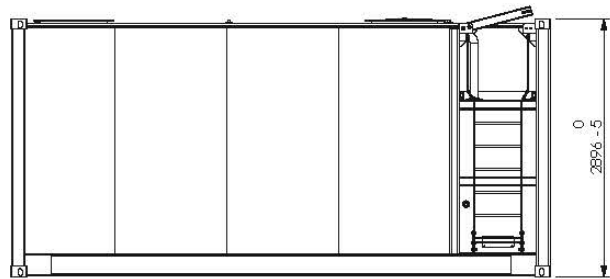
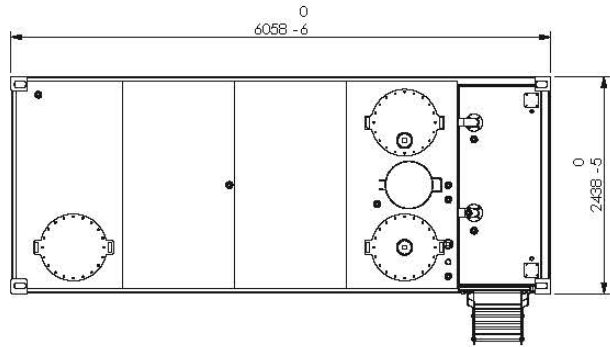
BEWARE OF 100mm MEASURING ERROR

NOTES:

1. Vent outlet shall be located minimum 4.0 above ground level
2. Earthing lugs to be attached at either end of tank (not shown on the drawing).
3. All welding to AS1554.1 SP Quality. All unspecified welds shall be 6mm fillet weld unless notified otherwise.
4. Manhole covers must be inverted and spillbox cover removed before shipping.
5. For order of welding and assembly, please refer Logitank fabrication & assembly plan

TANK DATA

TANK CONTENTS:	DIESEL
DESIGNED TO:	AS1940
BUILT TO:	AS1692, CAT.3
CORROSION ALLOW.	0mm
GROSS VOLUME:	30,500L
HYD. TEST PRESSURE:	Gross level+ 150mm
SAFE FILL LEVEL	28,750L
N.D.T.	Refer Logitank fabrication & assembly plan
TOTAL MASS:	7,934kg



THIRD ANGLE PROJECTION COPYRIGHT © 2006 THE CONTENTS OF THIS DRAWING REMAINS THE PROPERTY OF LOGITANK. CONTENTS MAY NOT BE COPIED OR REPRODUCED UNLESS PREVIOUSLY AUTHORIZED. DRAWN: 4/12/2010 CHK'D: APP'VD:		DWG NO. / PART NO. LSB-30-00	JOB NO. T-30KL
		CLIENT:	
TOLERANCE UN. O. 0 = +1.0 0.0 = +0.4 0.00 = +0.1		TITLE: Self Bundled Tanks Model#LSB-30(20foot) Main Assembly	SHEET SIZE A3 REVISION 03
MATERIAL: WEIGHT: 7924.58 Kg		SCALE: N.T.S.	SHEET 1 OF 12

DO NOT SCALE FROM DRAWING. IF IN DOUBT: ASK

UNLESS OTHERWISE SPECIFIED, ALL DIMENSIONS ARE IN MILLIMETRES

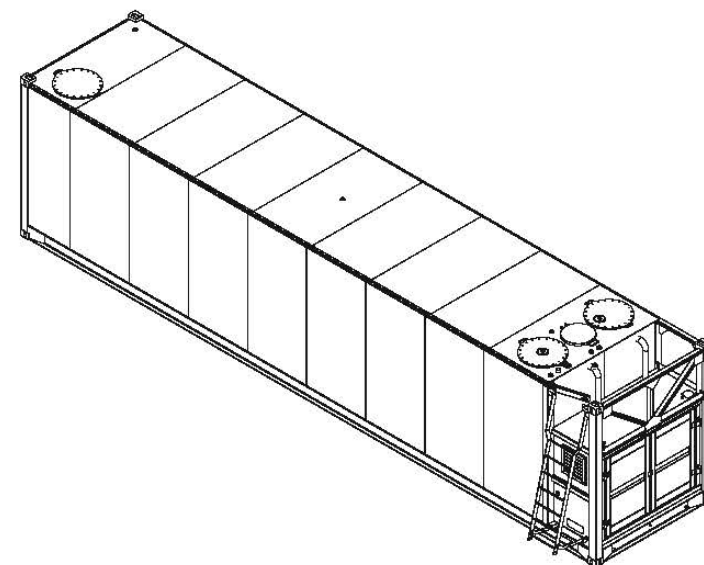
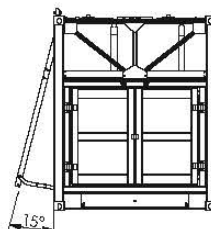
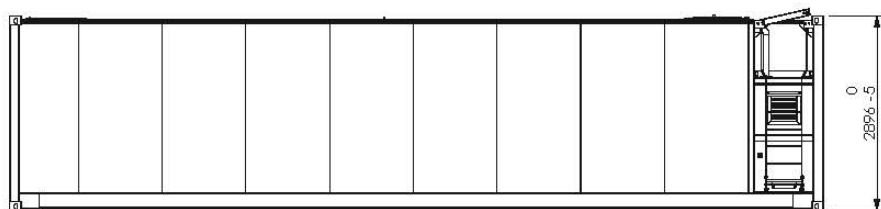
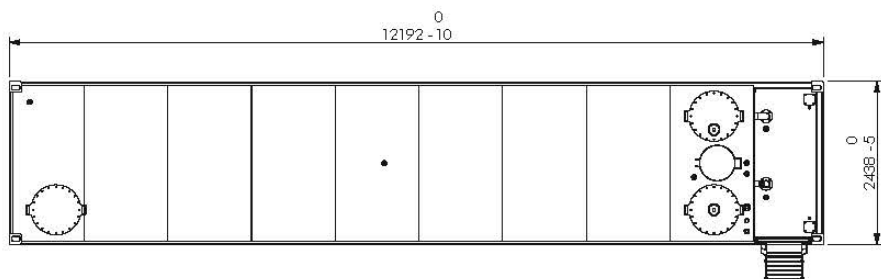
BEWARE OF 100mm MEASURING ERROR

NOTES:

1. Vent outlet shall be located minimum 4.0 above ground level
2. Earthing lugs to be attached at either end of tank (not shown on the drawing).
3. All welding to AS1554.1 SP Quality. All unspecified welds shall be 6mm fillet weld unless notified otherwise.
4. Manhole covers must be inverted and spillbox cover removed before shipping.
5. For order of welding and assembly, please refer Logitank fabrication & assembly plan

TANK DATA

TANK CONTENTS:	DIESEL
DESIGNED TO:	AS1940
BUILT TO:	AS1692, CAT.3
CORROSION ALLOW.	0mm
GROSS VOLUME:	68,000L
HYD. TEST PRESSURE:	Gross level+ 150mm
SAFE FILL LEVEL	64,600L
N.D.T.	Refer Logitank fabrication & assembly plan
TOTAL MASS:	14,027kg



THIRD ANGLE PROJECTION	
COPYRIGHT © 2006 THE CONTENTS OF THIS DRAWING REMAINS THE PROPERTY OF LOGITANK. CONTENTS MAY NOT BE COPIED OR REPRODUCED UNLESS PREVIOUSLY AUTHORIZED	
NAME	DATE
DRAWN	4/12/2010
CHK'D	
APP'VD	

SL Tanks & Equipment

TOLERANCE UN. O.
 0 = +1.0
 0.0 = +0.4
 0.00 = +0.1

MATERIAL:
 WEIGHT: 14075.84 kg

DWG NO. / PART NO. LSB-68-00	JOB NO. T-68KL
CLIENT:	
TITLE: Self Bundled Tanks Model#LSB-68(40foot) Main Assembly	
SCALE: N.T.S.	SHEET 1 OF 12
SHEET SIZE A3	
REVISION 03	

DO NOT SCALE FROM DRAWING. IF IN DOUBT: ASK

UNLESS OTHERWISE SPECIFIED, ALL DIMENSIONS ARE IN MILLIMETRES

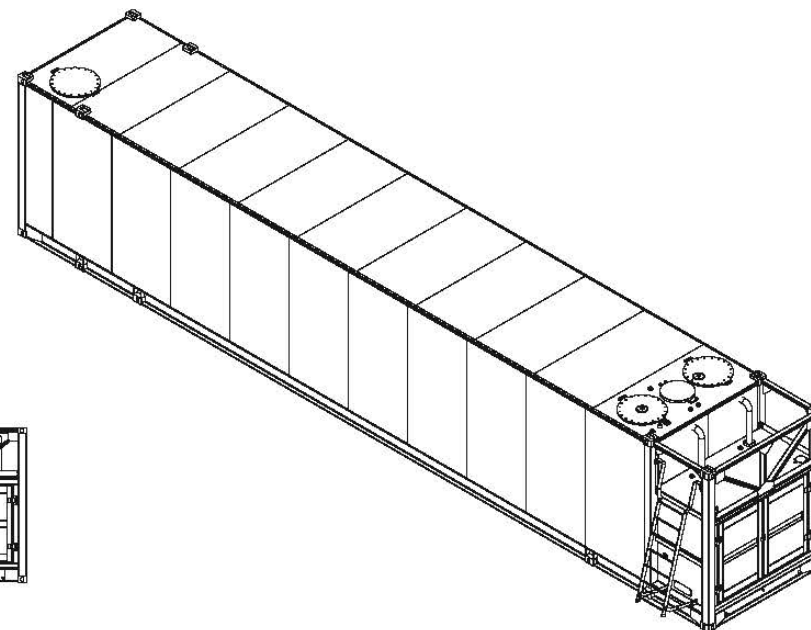
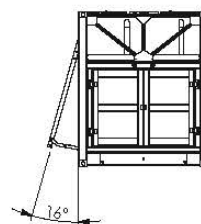
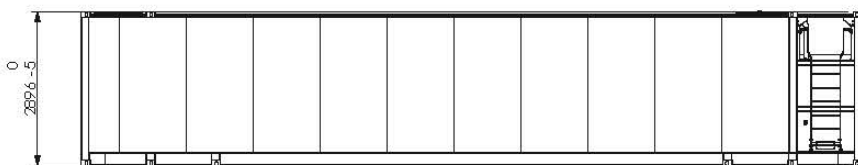
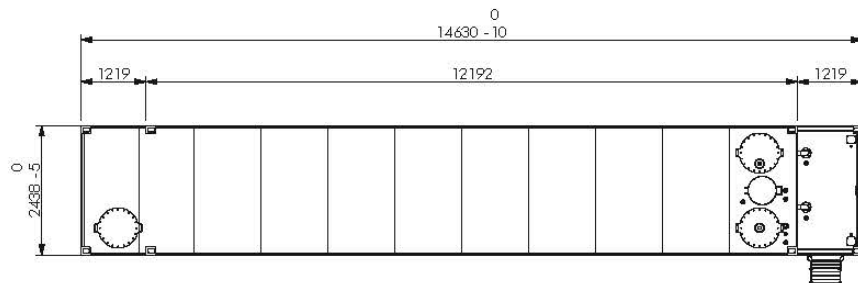
BEWARE OF 100mm MEASURING ERROR

NOTES:

1. Vent outlet shall be located minimum 4.0 above ground level
2. Earthing lugs to be attached at either end of tank (not shown on the drawing).
3. All welding to AS1554.1 SP Quality. All unspecified welds shall be 6mm fillet weld unless notified otherwise.
4. Manhole covers must be inverted and spillbox cover removed before shipping.
5. For order of welding and assembly, please refer Logitank 'fabrication&assembly plan'

TANK DATA

TANK CONTENTS:	DIESEL
DESIGNED TO:	AS1940
BUILT TO:	AS1692, CAT.3
CORROSION ALLOW.	0mm
GROSS VOLUME:	81,500L
HYD. TEST PRESSURE:	Gross level+ 150mm
SAFE FILL LEVEL	77,425L
N. D. T.	Refer Logitank 'fabrication&assembly plan'
TOTAL MASS:	16,858kg



THIRD ANGLE PROJECTION	
COPYRIGHT © 2006 THE CONTENTS OF THIS DRAWING REMAINS THE PROPERTY OF LOGITANK. CONTENTS MAY NOT BE COPIED OR REPRODUCED UNLESS PREVIOUSLY AUTHORIZED	
NAME	DATE
DRAWN	4/12/2010
CHK'D	
APP'VD	

SL Tanks & Equipment

TOLERANCE UN. O.
 0 = +1.0
 0.0 = +0.4
 0.00 = +0.1

MATERIAL:
 WEIGHT: 16903.66 Kg

DWG NO. / PART NO. LSB-80-00	JOB NO. T-80KL
CLIENT:	
TITLE: SELF BUNDED TANKS MODEL#LSB-80(48FOOT) MAIN ASSEMBLY	
SCALE: N.T.S.	SHEET 1 OF 15
SHEET SIZE A3	REVISION 03

DO NOT SCALE FROM DRAWING. IF IN DOUBT: ASK

UNLESS OTHERWISE SPECIFIED, ALL DIMENSIONS ARE IN MILLIMETRES

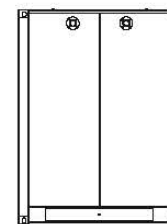
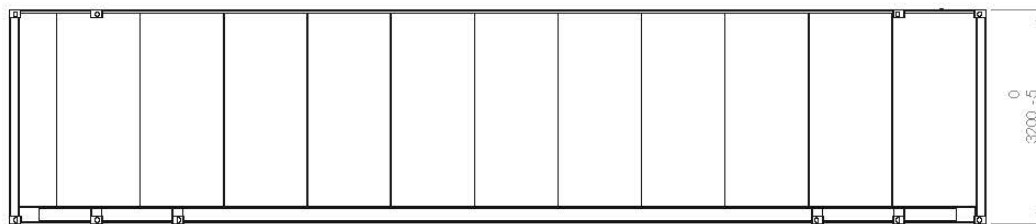
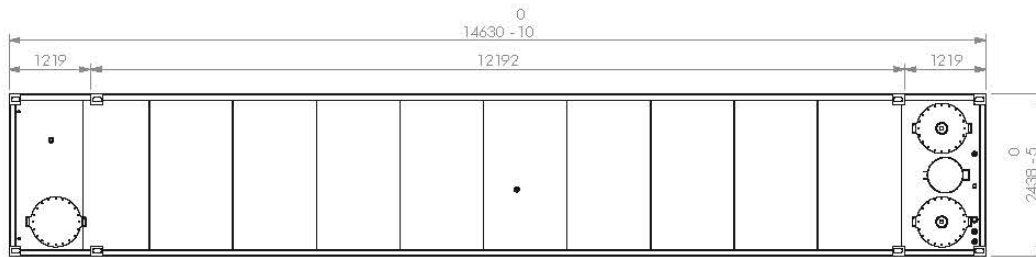
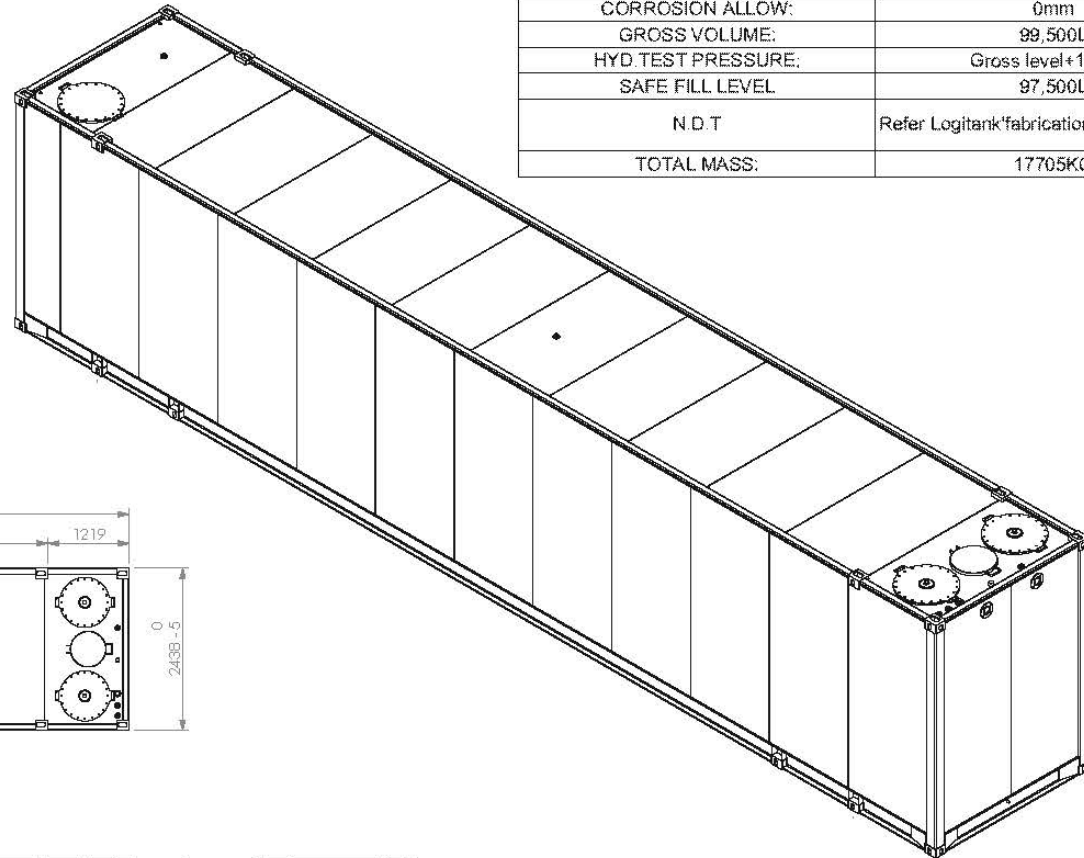
BEWARE OF 100mm MEASURING ERROR

NOTES:

1. Vent outlet shall be located minimum 4.0 above ground level
2. Earthing lugs to be attached at either end of tank (not shown on the drawing)
3. All welding to AS1554.1 SP Quality. All unspecified welds shall be 6mm fillet weld unless notified otherwise.
4. For order of welding and assembly, please refer 'Logitank'fabrication&assembly plan'

TANK DATA

TANK CONTENTS:	DIESEL
DESIGNED TO:	AS1940
BUILT TO:	AS1692,CAT.3
CORROSION ALLOW:	0mm
GROSS VOLUME:	99,500L
HYD. TEST PRESSURE:	Gross level+150mm
SAFE FILL LEVEL:	97,500L
N.D.T	Refer 'Logitank'fabrication&assembly plan'
TOTAL MASS:	17705KG



THIRD ANGLE PROJECTION	
COPYRIGHT © 2006 THE CONTENTS OF THIS DRAWING REMAINS THE PROPERTY OF LOGITANK. CONTENTS MAY NOT BE COPIED OR REPRODUCED UNLESS PREVIOUSLY AUTHORIZED	
NAME	DATE
DRAWN	4/12/2010
CHK'D	
APP'VD	



TOLERANCE UNLESS OTHERWISE SPECIFIED
0 = +1.0
0.0 = +0.4
0.00 = +0.1

WEIGHT: 17705.61 Kg

DWG NO. / PARTNO. LSB-100-00	JOB NO. T-100KL
CLIENT:	
TITLE: Self Bundded Tanks Model#LSB-100(48foot) Main Assembly	
SCALE: N.T.S.	SHEET 1 OF 7

SHEET SIZE A3
REVISION 01